











	302	321
Cylinder Head Assy	 <p>φ14</p>	 <p>φ18</p>
Intake Manifold Assy	 <p>245</p>	 <p>285</p>
Air Funnel		
Cover—Waterproof Assy	 <p>195</p> <p>221</p>	 <p>191</p> <p>275</p>
	 <p>194</p>	 <p>228</p>

Drive Shaft Housing
Assy

